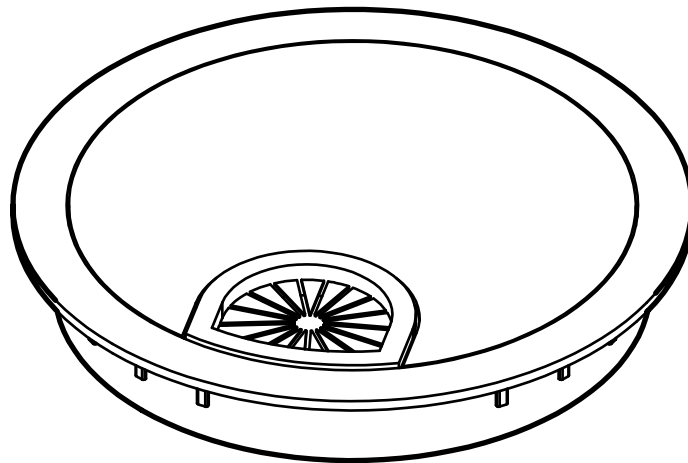


Metal Grommet Covers

ACC102

UPLIFT DESK



For assembly assistance,
visit upliftdesk.com/contact,
or call 800-349-3839,
or email info@upliftdesk.com

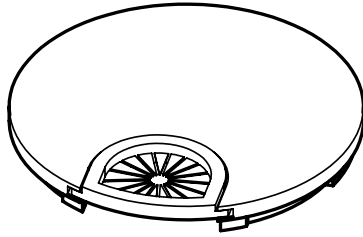
Safety and Warnings



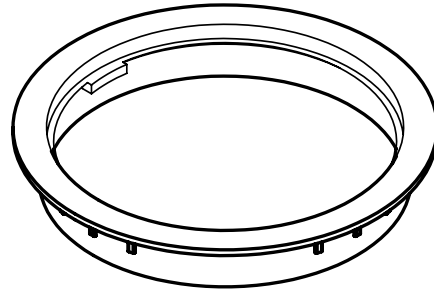
CAUTION: Keep small parts away from children. Choking hazard.

Please read this manual carefully. Under no circumstances does the manufacturer accept warranty or liability claims for damages caused from improper use or handling of this product. Provide this manual to any new user.

Package Contents



Grommet Cover

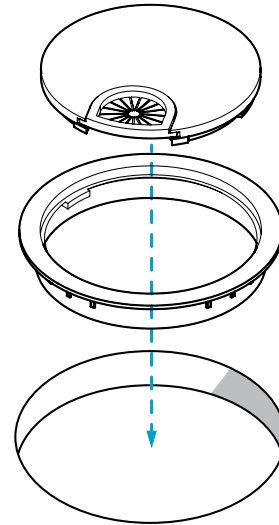


Grommet Ring

Assembly Instructions

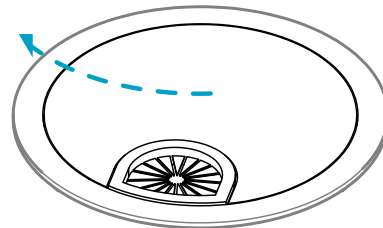
Step 1

- A. Insert the Grommet Ring into one of the desktop grommet holes.
- B. Insert the Grommet Cover into the Grommet Ring.



Step 2

- A. Rotate the Grommet Cover clockwise within the Grommet Ring to lock it in place.
- B. Pass cables through the hole in the Grommet Cover.



UPLIFT DESK®

Work Better. Live Healthier

upliftdesk.com

info@upliftdesk.com

800-349-3839

512-614-3152

SAVE THE INSTRUCTIONS

Study this manual carefully. If this product is sold, please provide this manual to the buyer, installers, or support personnel operating the product.



Copyright Notice: This guide is a component of this UPLIFT Desk product. This guide is a part of the scope of delivery, even if the item is resold. This guide is also available on the UPLIFT Desk website: upliftdesk.com. These specifications are subject to United States copyright law.