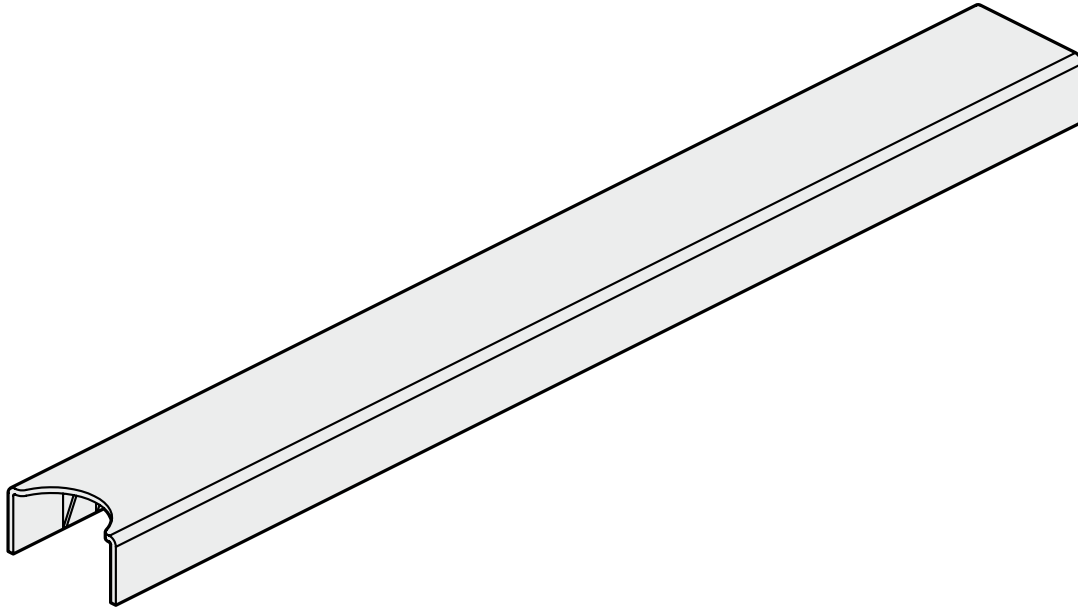


Magnetic Cable Organizing Channel

WMK107

UPLIFT DESK

Work better. Live healthier.



Safety and Warnings



CAUTION: Read all instructions before assembly. Failure to assemble or operate properly may result in damage or personal injury. Retain manual for future reference.



WARNING: Avoid creating pinch points between the cable channel and wires or fingers on height adjustable desks or tables.



WARNING: Ensure there is enough slack in cables routed through the channel to allow full range of movement with height adjustable desks.

Under no circumstances does the manufacturer accept warranty or liability claims for damages caused from improper use of this product. Please provide these instructions to any new user or owner of the product.

Scan QR code for
product webpage

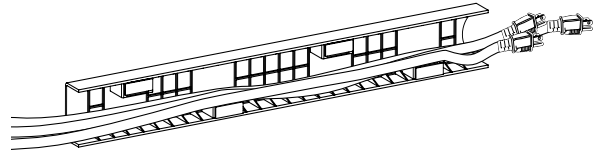


For assembly assistance, visit upliftdesk.com/contact, call 800-349-3839, or email support@upliftdesk.com

©2024 UPLIFT Desk®. All Rights Reserved

Step 1 - Cable Routing

Route the cables through the inside of the Cable Channel.



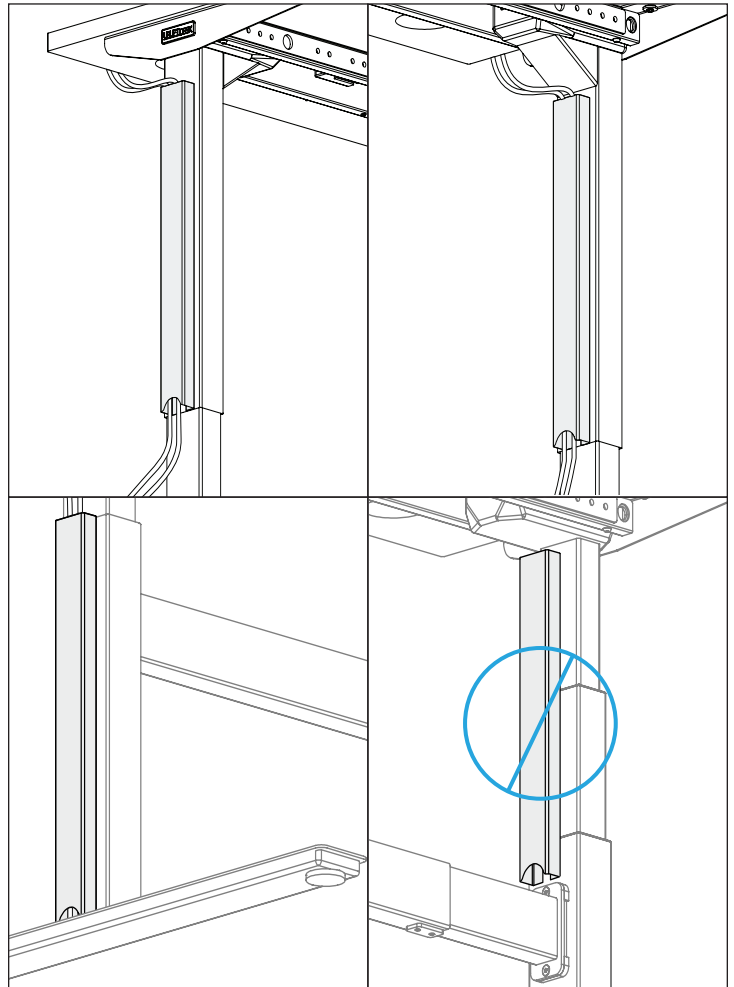
Step 2 - Cable Channel Placement

Place the Cable Channel along any steel surface long enough to accommodate the full length of the channel. If placing it on a height adjustable desk leg, ensure that it is positioned on the outermost telescoping leg segment and that cables have sufficient slack to accommodate full range of movement as shown in the images below.

For **V2 Standing Desks** which do not have a lower crossbar between the legs, place the Cable Channel along any side of the long section of the legs as shown.

For **V2-Commercial Standing Desks** which have a lower crossbar between the legs, place the Cable Channel along the **outside** of the long section of the legs.

DO NOT place the Cable Channel on the inside of V2-Commercial Standing Desk legs or any other location that can cause a pinch point between moving parts.



UPLIFT DESK

Work better. Live healthier.

upliftdesk.com
support@upliftdesk.com
 800-349-3839
 512-614-3152

SAVE THIS MANUAL

Study this manual carefully. If this product is sold, please provide this manual to the buyer, installers, or support personnel operating the product.



Copyright Notice: This manual is a component of this UPLIFT Desk product. This manual is a part of the scope of delivery, even if the item is resold. This manual is also available on the UPLIFT Desk website: upliftdesk.com. This manual is subject to United States copyright law.