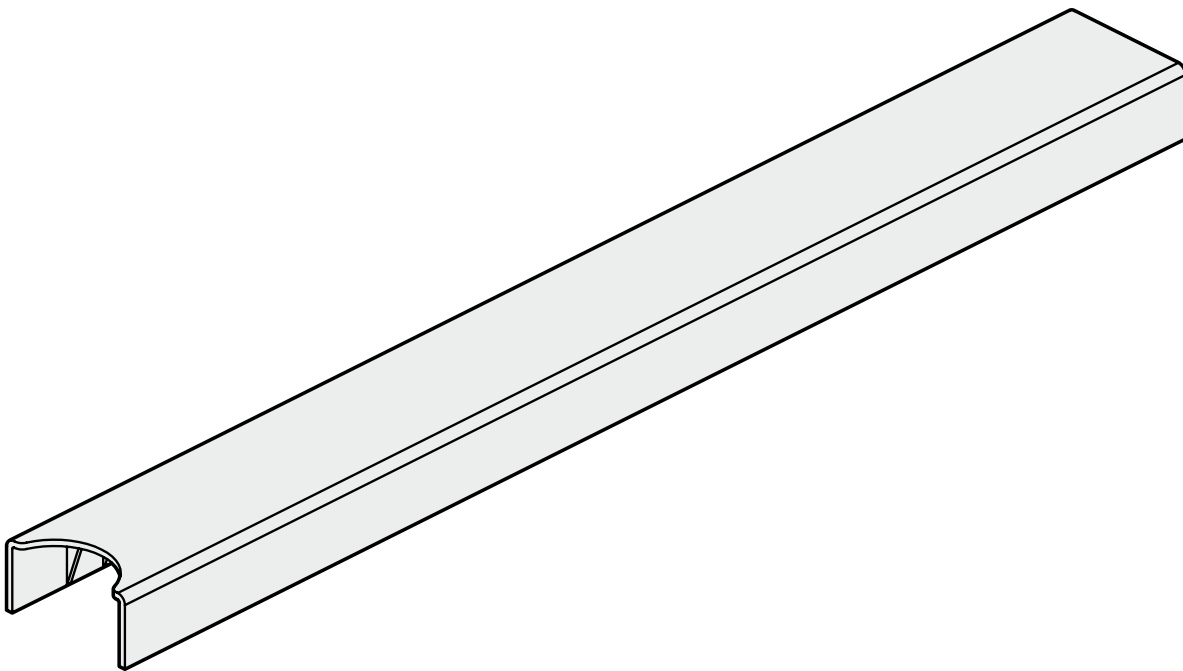


Magnetic Cable Channel

WMK207

UPLIFTDESK

Work better. Live healthier.



Scan QR code for
product webpage



Safety and Warnings

CAUTION: Read all instructions before assembly. Failure to assemble or operate properly may result in damage or personal injury. Retain manual for future reference.

WARNING: Avoid creating pinch points between the Cable Channel and wires or fingers on height adjustable desks or tables.

WARNING: Do not place the Cable Channel anywhere between a moving part of the desk and a stationary object.

WARNING: Ensure all cords routed through the Cable Channel have enough slack to accommodate full desk height range without strain. Improper slack can cause damage to cords or pull devices off the desk.

WARNING: This product is designed to route power cords, not to carry electrical current. Do not modify or attempt to use it as an electrical conduit.

WARNING: Do not overload power strips or outlets routed through the Cable Channel. Follow all electrical load guidelines for connected equipment.

WARNING: Disconnect all power before installing or adjusting the Cable Channel. Secure all cords and check that the channel is firmly attached before reconnecting power.

WARNING: This product is made from plastic and may deform if exposed to excessive heat or flame. Keep away from heat sources and open flames.

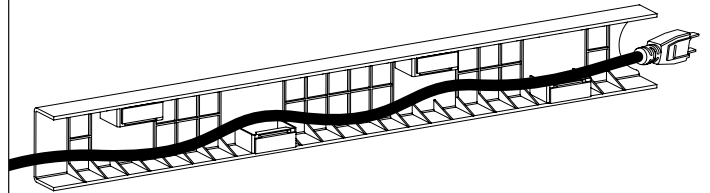
WARNING: Periodically check for signs of wear, cracking, or loosening of the Cable Channel or cables. Replace immediately if any damage is found.

Under no circumstances does the manufacturer accept warranty or liability claims for damages caused from improper use of this product. Please provide these instructions to any new user or owner of the product.

Assembly Instructions

Step 1 - Cable Routing

Route cables through the inside of the Cable Channel.

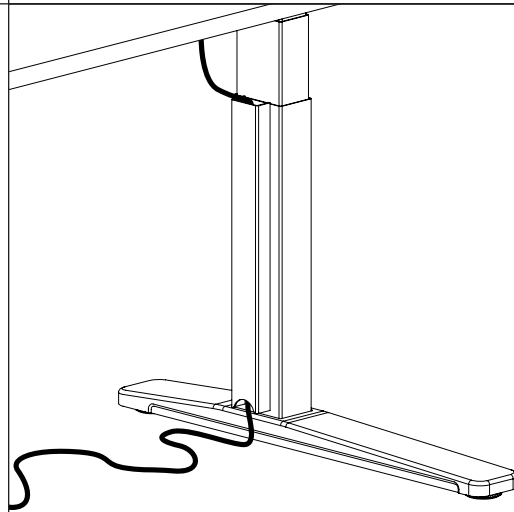


Step 2 - Cable Channel Placement

Place the Cable Channel along any steel surface long enough to accommodate the full length of the channel.

If placing it on a height adjustable desk leg, ensure that it is positioned on the outermost & widest telescoping leg section and that cables have sufficient slack to accommodate the desk's full range of movement.

Do NOT place the Cable Channel anywhere between a moving part of the desk and a stationary object.



UPLIFT DESK

Work better. Live healthier.

upliftdesk.com

support@upliftdesk.com

800-349-3839

512-614-3152

Save This Manual: Review this manual thoroughly. If this product is sold, please ensure the buyer, installers, and support personnel receive a copy.

Copyright Notice: This manual is a component of this UPLIFT Desk product. This manual is a part of the scope of delivery, even if the item is resold. This manual is also available on the UPLIFT Desk website: upliftdesk.com. This manual is subject to United States copyright law.

AI-WMK207-1.0