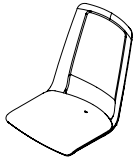


Flex Chair (set of 2)

CHR467

UPLIFT DESK

Package Contents



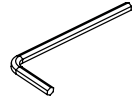
Seat
qty 2



Base
qty 2

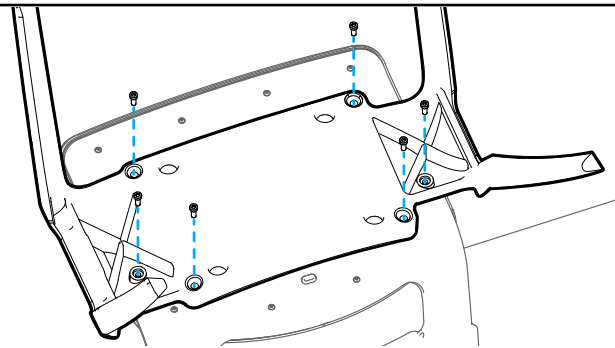


M6 x 20 Screw
qty 12 (6 per chair)



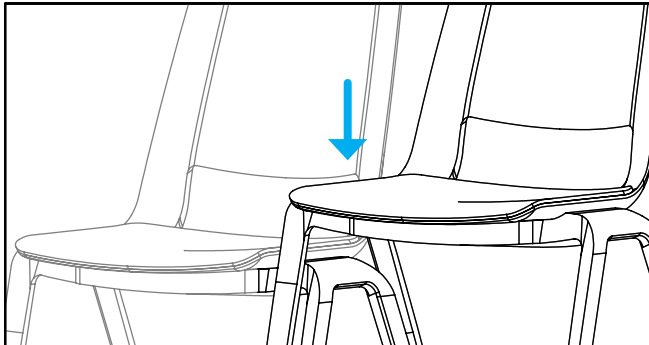
5mm Allen Wrench

Note: Chairs are recommended primarily for indoor use but can be used outdoors for short periods.



Chair Assembly

- Place one chair Seat upside down on the edge of a table and place a Base on top of the Seat as shown.
- Align the six attachment holes in the Base and Seat, then insert one M6 x 20mm Screw into each hole.
- Tighten each screw with a 5mm Allen Wrench and place the chair upright on the floor.
- Repeat this process for additional chairs.

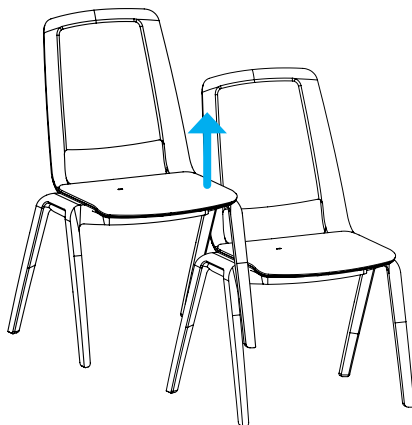
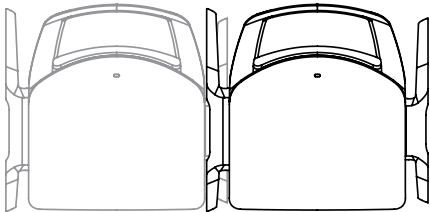


Interlock Chairs (optional)

Chairs can be interlocked to keep them aligned and to create rows that are even and consistently spaced.

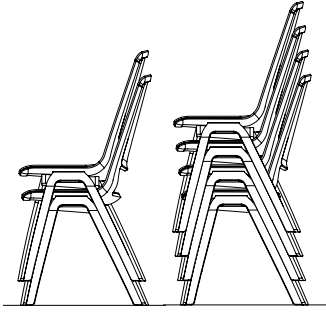
To interlock chairs:

- Place the chairs side by side.
- While standing behind two chairs, lift the left chair and place its right-side legs over the top of the left-side legs of the other.
- Continue to add chairs to the row in this way.



To Separate Interlocked Chairs:

- While standing behind the first chair at the left end of the row, lift the chair to the left up and off the legs of the chair to the right.
- Continue to separate chairs.



Storing Chairs

When not in use, the chairs can be stacked directly on top of one another. We recommend stacking no more than 10 chairs at a time.

Stacks of chairs can be moved easily using the Flex Chair Dolly (ACC074).

Safety and Warnings

- CAUTION:** Read all instructions before assembly. Failure to assemble or operate properly may result in damage or personal injury. Retain manual for future reference.
- WARNING:** This product's maximum weight capacity is 297.6 lb (135 kg). DO NOT exceed the maximum weight capacity.

UPLIFT DESK®

Work Better. Live Healthier

[upliftdesk.com](https://www.upliftdesk.com)

info@upliftdesk.com

800-349-3839

512-614-3152

SAVE THE INSTRUCTIONS

Study this manual carefully. If this product is sold, please provide this manual to the buyer, installers, or support personnel operating the product.



Copyright Notice: This guide is a component of this UPLIFT Desk product. This guide is a part of the scope of delivery, even if the item is resold. This guide is also available on the UPLIFT Desk website: [upliftdesk.com](https://www.upliftdesk.com). These specifications are subject to United States copyright law.