

V2 Desk Frame Comparison Chart



V2 2-Leg Height Adjustable Desk Frame

V2-Commercial 2-Leg Height Adjustable Desk Frame

V2 3-Leg Height Adjustable Desk Frame

V2-Commercial 3-Leg Height Adjustable Desk Frame

V2 4-Leg Height Adjustable Desk Frame

V2-Commercial 4-Leg Height Adjustable Desk Frame

FRMA-2-SRD

FRMA-2-COM


FRMA-3-SRD

FRMA-3-COM

FRMA-4-SRD

FRMA-4-COM


Colors:




Colors:



Colors:




Colors:



Colors:



Colors:



Works for most people 5'4" to 6'9" tall. If over 6'9" tall, consider adding casters to raise the desk 2"-5" or a keyboard tray to raise the desktop working height by up to 3".

Works for most people 5' to 6'3" tall. If below 5' tall, consider a keyboard tray to decrease the seated desktop working height by up to 5".

Works for most people 5'4" to 6'9" tall. If over 6'9" tall, consider adding casters to raise the desk 2"-5" or a keyboard tray to raise the desktop working height by up to 3".

Works for most people 5' to 6'3" tall. If below 5' tall, consider a keyboard tray to decrease the seated desktop working height by up to 5".

Works for most people 5'3" to 6'8" tall. If over 6'8" tall, consider adding casters to raise the desk 2"-5" or a keyboard tray to raise the desktop working height by up to 3".

Works for most people 5' to 6'3" tall. If below 5' tall, consider a keyboard tray to decrease the seated desktop working height by up to 5".

V2 frame with stability corner braces

V2-Commercial frame with stability crossbar

V2 frame with stability corner braces

V2-Commercial frame with stability crossbar

V2 frame with stability corner braces

V2-Commercial frame with stability crossbar

2-leg

2-leg

3-leg

3-leg

4-leg

4-leg

2 whisper quiet motors <48db during motion, silent when not in motion

2 whisper quiet motors <48db during motion, silent when not in motion

3 whisper quiet motors <48db during motion, silent when not in motion

3 whisper quiet motors <48db during motion, silent when not in motion

4 whisper quiet motors <48db during motion, silent when not in motion

4 whisper quiet motors <48db during motion, silent when not in motion

Height range: 24.3" to 49.9"

Height range: 21.6" to 47.7"

Height range: 24.3" to 49.9"

Height range: 21.6" to 47.7"

Height range: 23.5" to 49.1"

Height range: 21.6" to 47.7"

Travel range: 25.6"

Travel range: 26.1"

Travel range: 25.6"

Travel range: 26.1"

Travel range: 25.6"

Travel range: 26.1"

Width range: 41.3" to 72.2"

Width range: 41.3" to 72.2"

Width range: Main side: 51.5" to 83" Return side: 43" to 74"

Width range: Main side: 51.5" to 83" Return side: 43" to 74"

Width range: 41.3" to 72.2"

Width range: 41.3" to 72.2"

Available in C-frame style with legs and frame body offset to the rear for more leg room and space for desktop mounted accessories

Available in C-frame style with legs and frame body offset to the rear for more leg room and space for desktop mounted accessories

Available in C-frame style with legs and frame body offset to the rear for more leg room and space for desktop mounted accessories

Available in C-frame style with legs and frame body offset to the rear for more leg room and space for desktop mounted accessories

4-leg frames are not C or T style

4-leg frames are not C or T style

Available in T-frame style with symmetrical leg and frame body placement for aesthetic reasons or if both sides of the desk are utilized

Available in T-frame style with symmetrical leg and frame body placement for aesthetic reasons or if both sides of the desk are utilized

Not available in T-frame style

Not available in T-frame style

4-leg frames are not C or T style

4-leg frames are not C or T style

3-stage legs

3-stage legs

3-stage legs

3-stage legs

3-stage legs

3-stage legs

Advanced anti-collision system

Advanced anti-collision system

Advanced anti-collision system

Advanced anti-collision system

Advanced anti-collision system

Advanced anti-collision system

48 accessory mounting points on frame

48 accessory mounting points on frame

88 accessory mounting points on frame

88 accessory mounting points on frame

No accessory mounting points on frame

No accessory mounting points on frame

Lifting capacity: 355 lb

Lifting capacity: 355 lb

Lifting capacity: 535 lb

Lifting capacity: 535 lb

Lifting capacity: 535 lb

Lifting capacity: 535 lb

Meets ANSI/BIFMA G1-2013 height standard

Meets ANSI/BIFMA G1-2013 height standard

Meets ANSI/BIFMA G1-2013 height standard

Meets ANSI/BIFMA G1-2013 height standard

Meets ANSI/BIFMA G1-2013 height standard

Meets ANSI/BIFMA G1-2013 height standard

Doesn't meet ANSI/BIFMA G1-2013 height standards

Meets ANSI/BIFMA G1-2013 height standard

Doesn't meet ANSI/BIFMA G1-2013 height standards

Meets ANSI/BIFMA G1-2013 height standard

Doesn't meet ANSI/BIFMA G1-2013 height standards

Meets ANSI/BIFMA G1-2013 height standard

Includes wire mgmt & 2 free accessories

Includes wire mgmt & 2 free accessories

Includes wire mgmt & 2 free accessories

Includes wire mgmt & 2 free accessories

Includes wire mgmt & 2 free accessories

Includes wire mgmt & 2 free accessories

15 year warranty
Free Shipping
Free Returns

15 year warranty
Free Shipping
Free Returns

15 year warranty
Free Shipping
Free Returns

15 year warranty
Free Shipping
Free Returns

15 year warranty
Free Shipping
Free Returns

15 year warranty
Free Shipping
Free Returns