













# Standing Desk Comparison Chart

					
UPLIFT Standing Desk	Narrow UPLIFT Standing Desk	L-Shaped UPLIFT Standing Desk	Curved Corner UPLIFT Standing Desk	4-Leg UPLIFT Standing Desk	120 Degree UPLIFT Standing Desk
UPL960	UPL926	UPL934	UPL933	UPL941	UPL120
15 year warranty	15 year warranty	15 year warranty	15 year warranty	15 year warranty	15 year warranty
2-Leg Desk	2-Leg Desk	3-Leg Desk	3-Leg Desk	4-Leg Desk	2-Leg Desk
Desk Frame type: V2 or V2-Commercial	Desk Frame type: V2 or V2-Commercial	Desk Frame type: V2 or V2-Commercial	Desk Frame type: V2 or V2-Commercial	Desk Frame type: V2 or V2-Commercial	Desk Frame type: V2 only
Rated #1 Best Standing Desk by Wirecutter for three years in a row (2019, 2020, 2021)	Minimizes desk depth by six inches to maximize your floorplan or small office space	The perfect corner desk for those that need more desk space.	A corner desk for those with limited space.	More legs for greater stability and more power.	Concave arc desktop that curves around you. Great for grouping three desks together.
Desktop style choices: 19 in-stock, 10 custom solid wood, 100+ custom laminate desktops	Desktop style choices: 4 in-stock, 10 custom solid wood, 100+ custom laminate desktops	Desktop style choices: 5 in-stock, 10 custom solid wood, 100+ custom laminate desktops	Desktop style choices: 4 in-stock desktops	Desktop style choices: 19 in-stock, 10 custom solid wood, 100+ custom laminate desktops	Desktop style choices: 3 in-stock desktops
Desktop widths: 42" to 80"	Desktop widths: 42" to 72"	Desktop widths: 60" to 80"	Desktop widths: 72"	Desktop widths: 42" to 80"	Desktop widths: 41.3"
Desktop depth: 30"	Desktop depth: 24"	Desktop depth: Main: 30" Return: 27.5"	Desktop depth: 28"	Desktop depth: 30"	Desktop depth: 24"
Frame SKUs: FRMA-2-SRD FRMA-2-COM	Frame SKUs: FRMA-2-SRD FRMA-2-COM	Frame SKUs: FRMA-3-SRD FRMA-3-COM	Frame SKUs: FRMA-3-SRD FRMA-3-COM	Frame SKUs: FRMA-4-SRD FRMA-4-COM	Frame SKUs: FRMA-2-SRD FRMA-2-COM
					
Height range (with 1" Desktop): V2 Frame: 25.3" to 50.9" V2-Commercial Frame: 22.6" to 48.7"	Height range (with 1" Desktop): V2 Frame: 25.3" to 50.9" V2-Commercial Frame: 22.6" to 48.7"	Height range (with 1" Desktop): V2 Frame: 25.3" to 50.9" V2-Commercial Frame: 22.6" to 48.7"	Height range (with 1" Desktop): V2 Frame: 25.3" to 50.9" V2-Commercial Frame: 22.6" to 48.7"	Height range (with 1" Desktop): V2 Frame: 24.5" to 50.1" V2-Commercial Frame: 22.6" to 48.7"	Height range (with 1" Desktop): 25.3" to 50.9"
Width range: 41.3" to 72.2"	Width range: 41.3" to 72.2"	Width range: Main side: 51.5" to 83" Return side: 43" to 74"	72" fixed width	Width range: 41.3" to 72.2"	Width range: 41.3" to 72.2"
Lifting capacity: 355 lb	Lifting capacity: 355 lb	Lifting capacity: 535 lb	Lifting capacity: 535 lb	Lifting capacity: 535 lb	Lifting capacity: 355 lb
V2 Frame: Stability corner brace V2-Commercial Frame: Stability crossbar	V2 Frame: Stability corner brace V2-Commercial Frame: Stability crossbar	V2 Frame: Stability corner brace V2-Commercial Frame: Stability crossbar	V2 Frame: Stability corner brace V2-Commercial Frame: Stability crossbar	V2 Frame: Stability corner brace V2-Commercial Frame: Stability crossbar	V2 Frame: Stability corner brace
V2 Frame: 3-stage legs V2-Commercial Frame: Inverted 3-stage legs	V2 Frame: 3-stage legs V2-Commercial Frame: Inverted 3-stage legs	V2 Frame: 3-stage legs V2-Commercial Frame: Inverted 3-stage legs	V2 Frame: 3-stage legs V2-Commercial Frame: Inverted 3-stage legs	V2 Frame: 3-stage legs V2-Commercial Frame: Inverted 3-stage legs	V2 Frame: 3-stage legs
✓ 3-stage legs	✓ 3-stage legs	✓ 3-stage legs	✓ 3-stage legs	✓ 3-stage legs	✓ 3-stage legs
2 whisper quiet motors	2 whisper quiet motors	3 whisper quiet motors	3 whisper quiet motors	4 whisper quiet motors	2 whisper quiet motors
48 accessory mounting points on frame	48 accessory mounting points on frame	88 accessory mounting points on frame	48 accessory mounting points on frame	No accessory mounting points on frame	48 accessory mounting points on frame
✓ Anti-collision sensor	✓ Anti-collision sensor	✓ Anti-collision sensor	✓ Anti-collision sensor	✓ Anti-collision sensor	✓ Anti-collision sensor
✓ V2 and V2-Commercial Frame meet ANSI/BIFMA X5.5-2014 durability standards	✓ V2 and V2-Commercial Frame meet ANSI/BIFMA X5.5-2014 durability standards	✓ V2 and V2-Commercial Frame meet ANSI/BIFMA X5.5-2014 durability standards	✓ V2 and V2-Commercial Frame meet ANSI/BIFMA X5.5-2014 durability standards	✓ V2 and V2-Commercial Frame meet ANSI/BIFMA X5.5-2014 durability standards	✓ V2 frame meets ANSI/BIFMA X5.5-2014 durability standards
✓ V2-Commercial frame meets ANSI/BIFMA G1-2013 height standards	✓ V2-Commercial frame meets ANSI/BIFMA G1-2013 height standards	✓ V2-Commercial frame meets ANSI/BIFMA G1-2013 height standards	✓ V2-Commercial frame meets ANSI/BIFMA G1-2013 height standards	✓ V2-Commercial frame meets ANSI/BIFMA G1-2013 height standards	X V2 frame doesn't meet ANSI/BIFMA G1-2013 height standards